

GOOGLE CLASSROOM SET-UP

1. Click the **GOOGLE SIGN-IN PAGE** button on mrs.bird's website

GOOGLE SIGN-IN PAGE

2. That will take you here — click **Sign in** - then **Google Classroom**

3. Sign in — enter your... **student#@mrpm.sd42.ca** ...click next

The image shows a browser window with the URL `edu.google.com/intl/en_ca/products/classroom/?modal_active=none`. The page displays the Google logo and navigation links. A blue box highlights the 'Sign in' button in the top right corner. Below the navigation, the 'Google Classroom' link is highlighted in a blue box. The main content area shows the 'Sign in' form with the Google logo and the text 'Sign in Use your Google Account'. The 'Email or phone' input field is highlighted with a blue box. Below the input field, the 'Next' button is highlighted with a blue circle. The 'Forgot email?' link is also visible.

Google
Sign in
Use your Google Account

Email or phone

[Forgot email?](#)

Not your computer? Use Guest mode to sign in privately.
[Learn more](#)

[Create account](#) [Next](#)

4. Sign in again, using **student#@mrpm.sd42.ca**

Microsoft
Sign in
someone@example.com
Can't access your account?
Sign-in options
Back Next

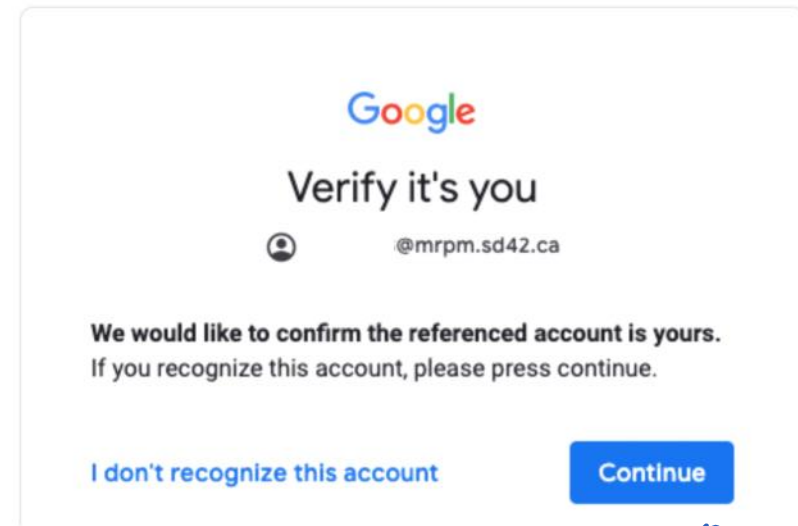
5. Sign in AGAIN, using **student#@mrpm.sd42.ca**
Password: **Wildcats.1**
Animals.1 (international students)

School District 42
Maple Ridge & Pitt Meadows
Learning Today, Leading Tomorrow
Your complete office in the cloud
Sign in using your district ID
FirstName_LastName@mrpm.sd42.ca
StudentNumber@mrpm.sd42.ca
firstname_lastname@mrpm.sd42.ca
Password
Sign in

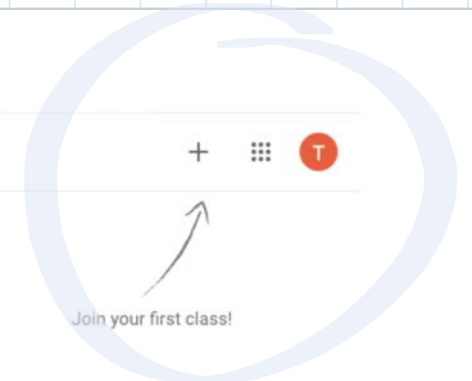
6. Click **YES**



7. Click **Continue**

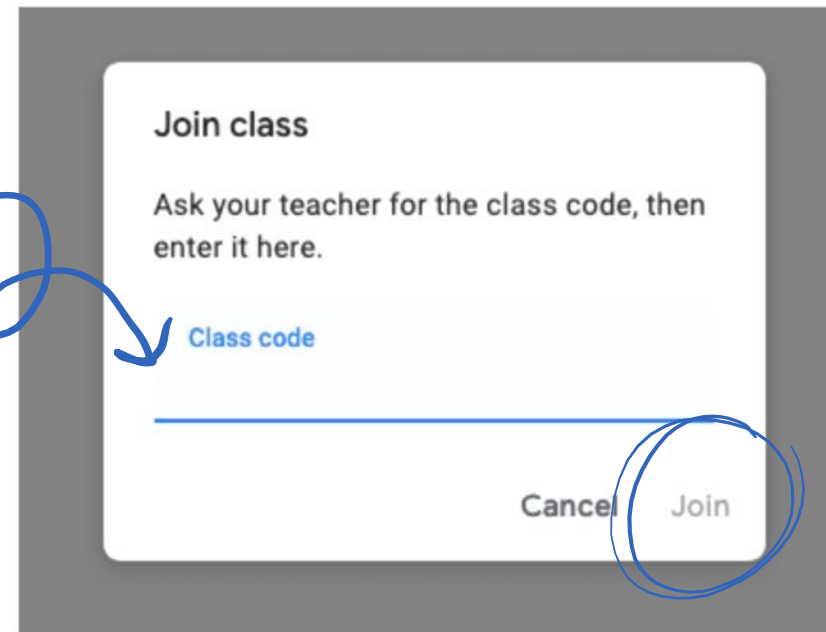


8. Click + to join your class!



9. Enter your Google **Class code:**

Sci 8: r7e76ji
Sci 9: uv6hthz
AP I2: o36yxqz



Yay! 🐦